



Company

Date

Reference

Order no

Length of beams (please tick)

Contact

2440 (Standard)

Signature

Special (state size) length =

Tel

Fax

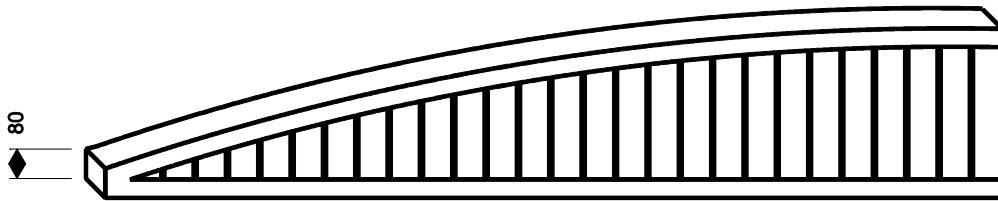
Please tick colour required White

Brown

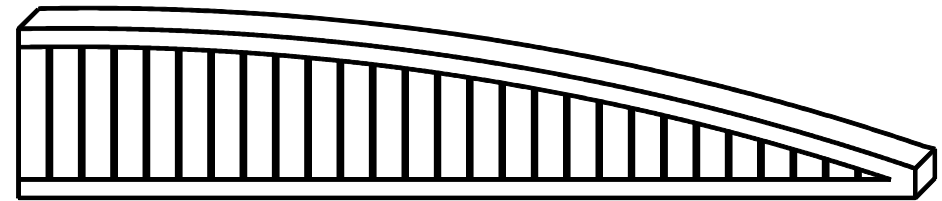
Light Oak

No of L/H

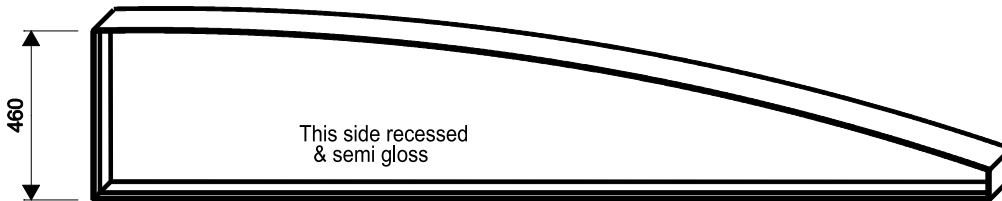
No of R/H



LH Beam (Face) (Gloss Finish)



RH Beam (Face) (Gloss Finish)



LH Beam (Back)



RH Beam (Back)

2440

Please specify length required above if less than 2440

Sizes shown are maximum sizes
Shorter lengths by request
Beam centres 1600mm

NB. Remember to allow approx 100mm for fascia & gutter (not supplied) if required